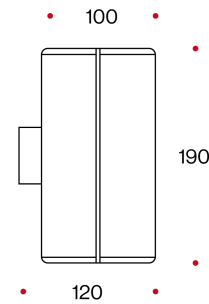


OTTO P.







1 KG 







POWER SUPPLY
220/240V-50/60Hz

Lampada da parete a singola e doppia emissione di luce. Forma quadrata. Sistema di illuminazione con utilizzo di moduli LED innovativi IOB (220/240V). Ideale per l'illuminazione architettonica di edifici. Corpo faro in alluminio estruso. Verniciatura con polveri epossidiche resistente agli agenti atmosferici previo bagno fosfocromatico. Vetro di protezione temperato
M - Monoemissione B - Biemissione

Mono and Bi emission wall light. Square shape. High light emission with innovative IOB LED (220/240V). Ideal for architectural buildings illumination. Extruded aluminium body. Epoxy powder painting resistant to atmospheric agents after a specific washing process called "phospho-chromate". Protective tempered transparent glasses.
M - Monoemission B - Biemission

CODE	LUMEN NOM				HOLE DIMENSIONI	DIMENSIONS A-B mm
	LED	LAMP	W	3000°K		
OW10M 		1XGU10			190X100X100	190X100X100
OW10B 		2XGU10			190X100X100	190X100X100
OW17M 	IOB		1X7	770	840	190X100X100
OW27B 	IOB		2X7	1540	1680	190X100X100

COLOR CODE

-  10 - frosted alu
-  32 -
-  33 - frosted black
-  75 - corten

LED COLOR CODE

3000°K- 85

REFLECTOR CODE

- 15° - REFLECTOR BEAM
- 38° - REFLECTOR BEAM
- 60° - REFLECTOR BEAM

OTTO P.



Lampada da parete a singola e doppia emissione di luce, forma quadrata, idonea per l'utilizzo in ambienti esterni, ideale come fonte di luce architettonica per vetrine, facciate di edifici, ingressi, sia pubblici che privati.

Single and double emission wall light, square shape, suitable for external use, ideal as architectural source of light for environments such as shops, building facades, public and private entrances.