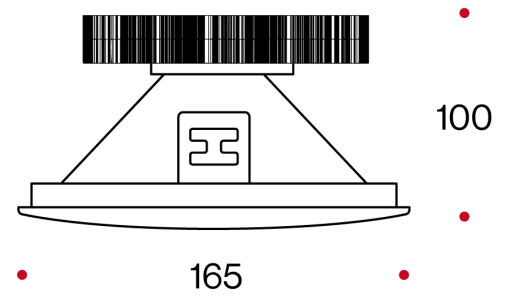


SCATTO 165








450 GR 



EMERGENCY 1 or 3 hr
POWER SUPPLY 220/240V-50/60Hz

Faro ad incasso professionale, anello telaio faro in pressofusione di alluminio verniciato. Riflettore in alluminio brillantato con puro alluminio 99,9%. Dissipatore di calore in alluminio anodizzato o verniciato nero. Schermo di protezione IP 54 in policarbonato autoestingente. L'applicazione avviene tramite gancia scatto, colore standard bianco opalino.

Professional recessed spotlight, body frame ring in painted die-cast aluminum. Reflector in polished aluminum with 99.9% pure aluminum. Anodized or black painted aluminum heat sink. IP 54 protection screen in self-extinguishing polycarbonate. Snap hooks fixing system, standard opal white color.

CODE	LUMEN NOM				
	LED	W	3000°K	4000°K	HOLE DIAM.
6015SAC 	IOB 40°	15	1650	180	148
6020SAC 	IOB 40°	20	2200	2400	
6030SAC 	IOB 40°	30	3300	3600	
6025S 	COB 40°	25	3770	4800	
6040S 	COB 40°	40	5420	5600	

■ COLOR CODE

BO - WHITE OPAL

• LED COLOR CODE

3000°K- 85

3500°K- 85

4000°K- 85