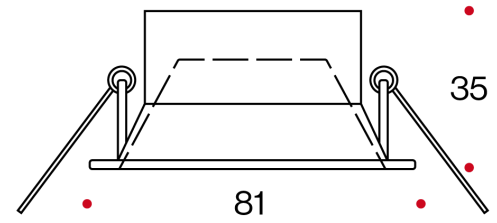


# PANIA




50 GR 




POWER SUPPLY  
220/240V-50/60Hz

Corpo in alluminio pressofuso verniciato, attacco lampada GU10.<br><br>Moduli LED vedi pagina 153.

Body in painted die-cast aluminium. GU10 lampholder.<br><br>LED modules see pages 153.

CODE	LUMEN NOM		
	LED	DIMENSIONS A-B mm	WEIGHT
21 	GU5,3, GU10, TCAC, CL3W-RGB	80x35	50 GR

#### ■ COLOR CODE

 32 - frosted white

# PANIA

Faretto da incasso tipo "recessed" ideale per installazioni dove la sorgente luminosa risulta nascosta

Fixed downlight model "recessed". Ideal when the light source must remain hidden.